

2012-13 MIAC Men's Hockey Playoffs

2012-13 MIAC Men's Hockey Playoff Schedule

First Round: Friday, Feb. 22

No. 4 Gustavus 3, No. 5 St. Olaf 2 | [Box Score](#) | Recaps: [MIAC](#) - [GAC](#) - [STO](#) | [Gustavus Photos](#) |

Quarterfinals: Saturday, Feb. 23

No. 4 Gustavus 1, No. 1 St. Thomas 0 | [Box Score](#) | Recaps: [MIAC](#) - [GAC](#) - [UST](#) |

No. 2 Saint John's 5, No. 3 Concordia 1 | [Box Score](#) | Recaps: [MIAC](#) - [SJU](#) - [CC](#) |

Championship: Saturday, March 2






No. 2 Saint John's* 3, No. 4 Gustavus 2 | [Box Score](#) | Recaps: [MIAC](#) - [SJU](#) - [GAC](#) | [MIAC Photos](#) (for sale) |

**Saint John's earns the MIAC's automatic bid to the NCAA Tournament*

2012-13 MIAC Men's Hockey Playoff Field

**Seeds will be updated as they are clinched*



No. 1 St. Thomas* (13-11-2, 10-5-1 MIAC, 21 points)		Team Page Roster Statistics Schedule
No. 2 Saint John's* (16-7-4, 9-4-3 MIAC, 21 points)		Team Page Roster Statistics Schedule
No. 3 Concordia^ (13-12-1, 10-6 MIAC, 20 points)		Team Page Roster Statistics Schedule
No. 4 Gustavus^ (17-8-3, 9-5-2 MIAC, 20 points)		Team Page Roster Statistics Schedule
No. 5 St. Olaf (10-14-2, 9-7 MIAC, 18 points)		Team Page Roster Statistics Schedule

**Regular season co-champions. St. Thomas is No. 1 seed based on tiebreaker criteria No. 1 - 2-0 head-to-head record vs. Saint John's.
^Concordia is No. 3 seed based on tiebreaker criteria No. 2 - number of wins earned during conference play. Concordia has 10 MIAC wins, Gustavus has nine.*

MIAC Men's Hockey Links

| [Website](#) | [Composite Schedule](#) | [Statistics](#) | [Recordbook](#) | [Archives](#) |

Playoff Seeding Tie Breakers

(Based only on conference competition)

1. Results of head to head amongst tied teams.
2. The number of wins earned during that season's conference play.
3. Results against all teams, beginning in rank order.
4. Total goal series, with those tied.
5. Goal differential for total conference season.
6. Number of overtime losses.
7. Random Selection.